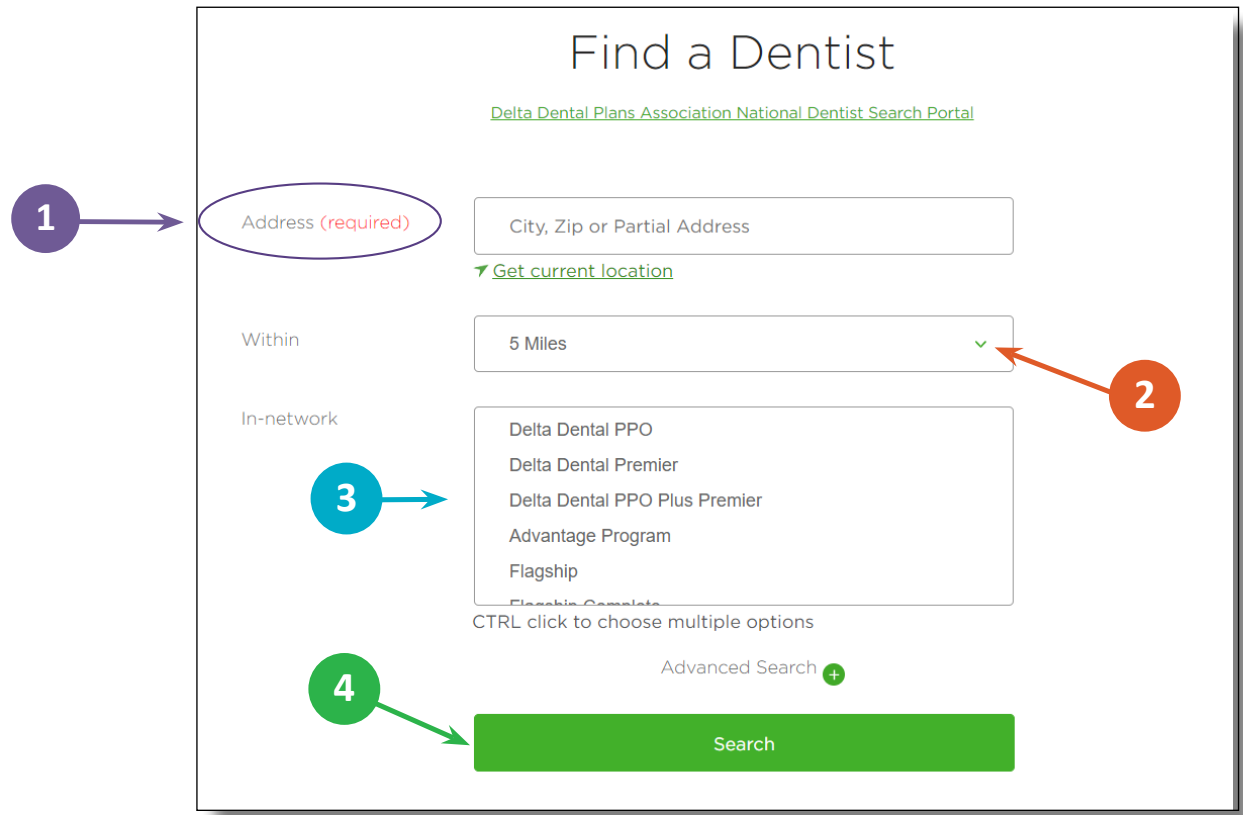
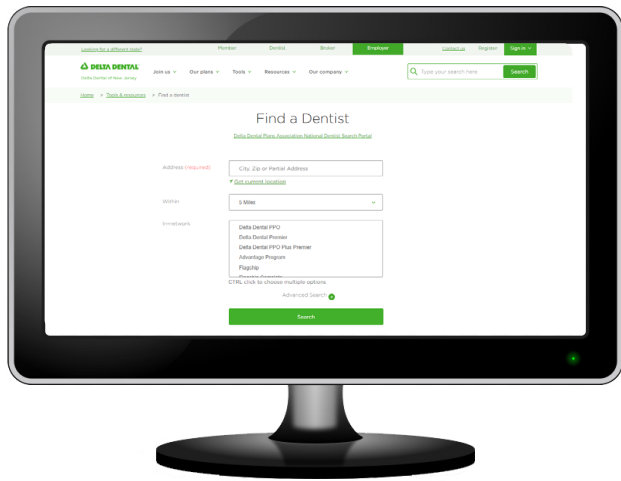


How to Find a Network Dentist

There are two easy ways to find a dentist in your area—by using your computer or using your smartphone.

Access DeltaDentalNJ.com/FAD from your computer in four easy steps:

- 1 Enter your city, zip code, or partial address
- 2 Select the distance you are willing to travel
- 3 Select a network
- 4 Click “Search”



1 → Address (required) [Get current location](#)

Within ✓ **2**

In-network **3** →

- Delta Dental PPO
- Delta Dental Premier
- Delta Dental PPO Plus Premier
- Advantage Program
- Flagship
- Flagship Complete

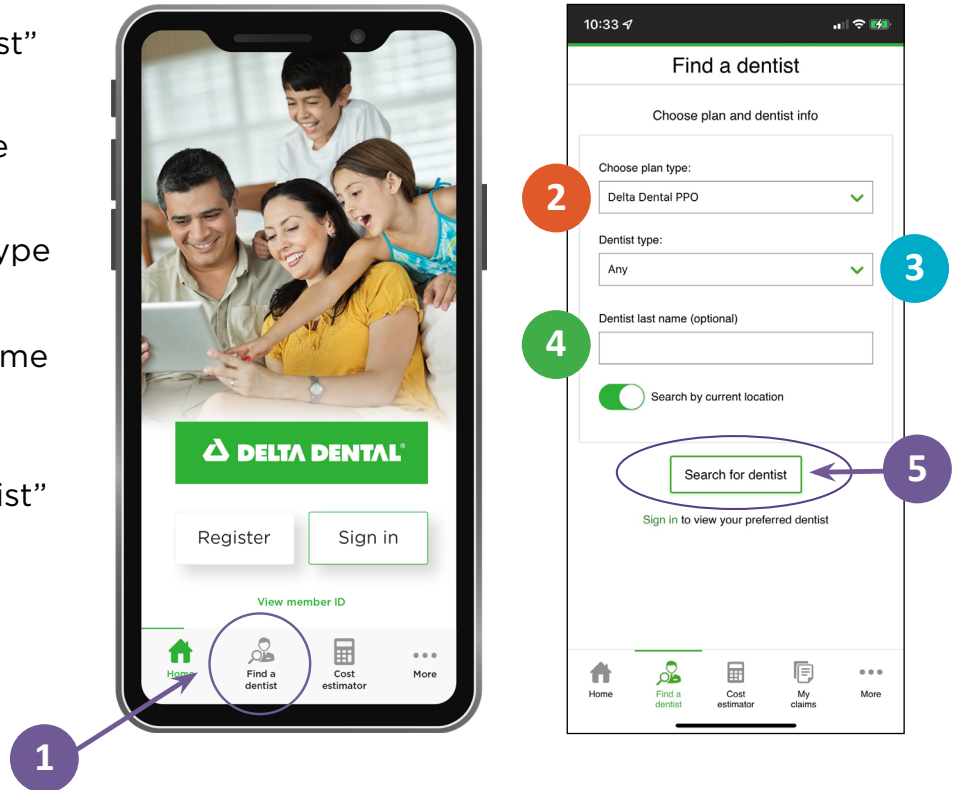
CTRL click to choose multiple options

Advanced Search **+**

4 →

Access the Delta Dental mobile app from your smartphone in five easy steps:

- 1 Click on “Find a Dentist”
- 2 Choose your plan type
- 3 Choose your dentist type
- 4 Add a dentist’s last name (optional)
- 5 Click “Search for dentist”



Questions about the networks or a dentist’s participation?



Call the Delta Dental Customer Service Department at **800-452-9310**.